




**HINCHLIFFE
HOLMES**



ASH VIEW



ASH VIEW

Winsford Road | Cholmondeston | CW7 4DP

Situated in sought-after semi-rural quiet location with undisturbed views across open farmland, a well-presented and extended semi-detached bungalow with superb flexible accommodation throughout.

The property is set is approximately 0.46 acres of beautifully landscaped south-west facing private gardens and driveway providing off road parking for several vehicles leading to the detached garage and further garaging/workshop/store.

The semi-rural hamlet of Cholmondeston is situated in the heart of beautiful countryside, renowned for its natural beauty and far-reaching views.

Cholmondeston is near Wettenhall which has its own public house and church and further amenities are

found in the neighbouring village of Bunbury that has a diverse range of local shops, public houses, churches, and primary school. Further primary education is provided at the nearby village of Calveley.

Within comfortable travelling distance are the attractive locations of Tarporley, Nantwich, and Chester City Centre.

For the business traveller there are excellent motorway links to commercial centres such as Chester, Liverpool, Warrington, and Manchester. Crewe Railway station can also be accessed in a short distance with main line services to London running on a regular basis. Finally, Manchester and Liverpool International Airports can be located within 45 minutes drive.

GROUND FLOOR

Porch | Entrance Hall | Kitchen | Lounge - Dining Room | Utility Room
Bedroom Three | Bedroom Four - Study | Shower Room

FIRST FLOOR

Landing | Bedroom One | Bedroom Two | Bathroom

OUTSIDE

Parking | Garage | Garaging | Store | Gardens









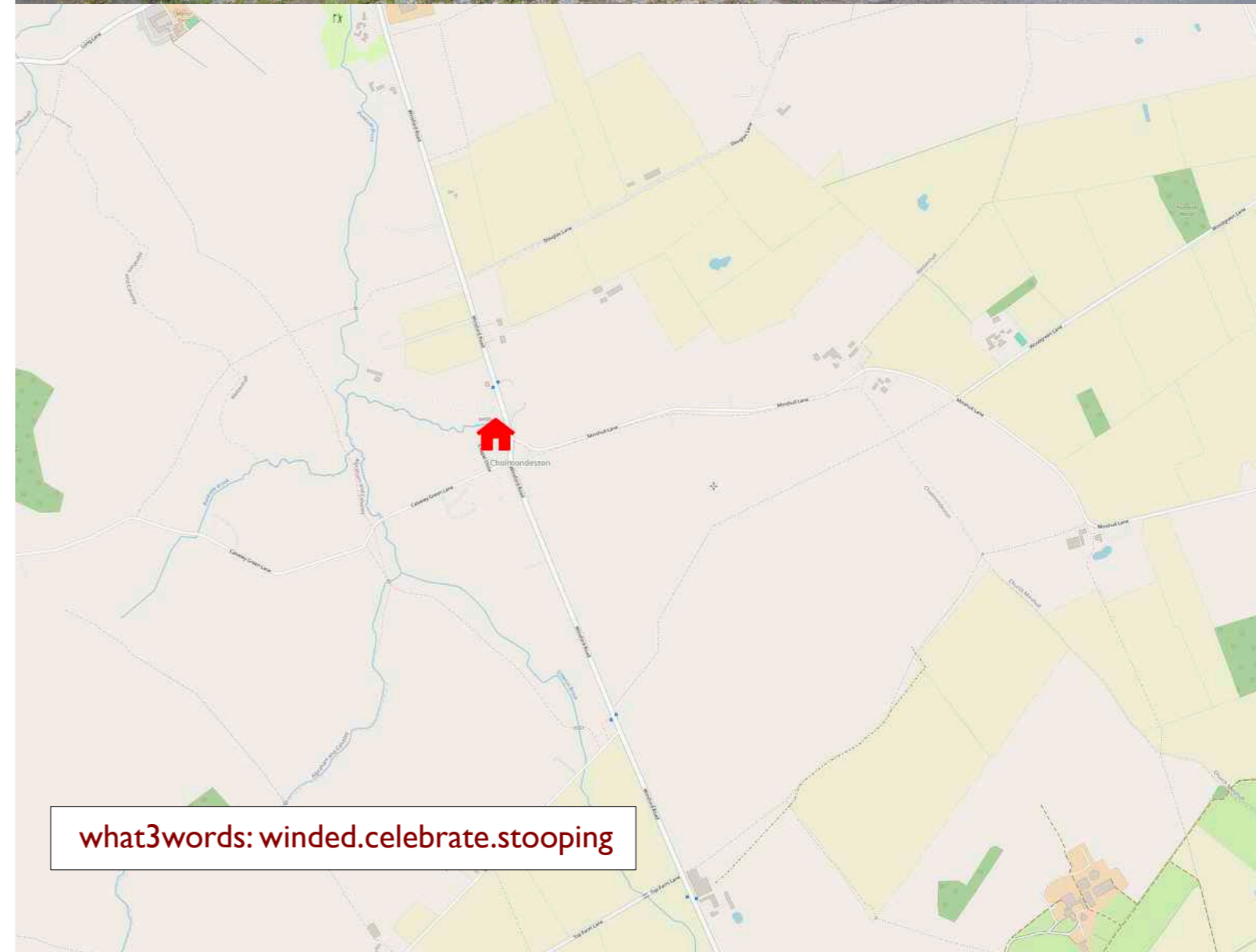
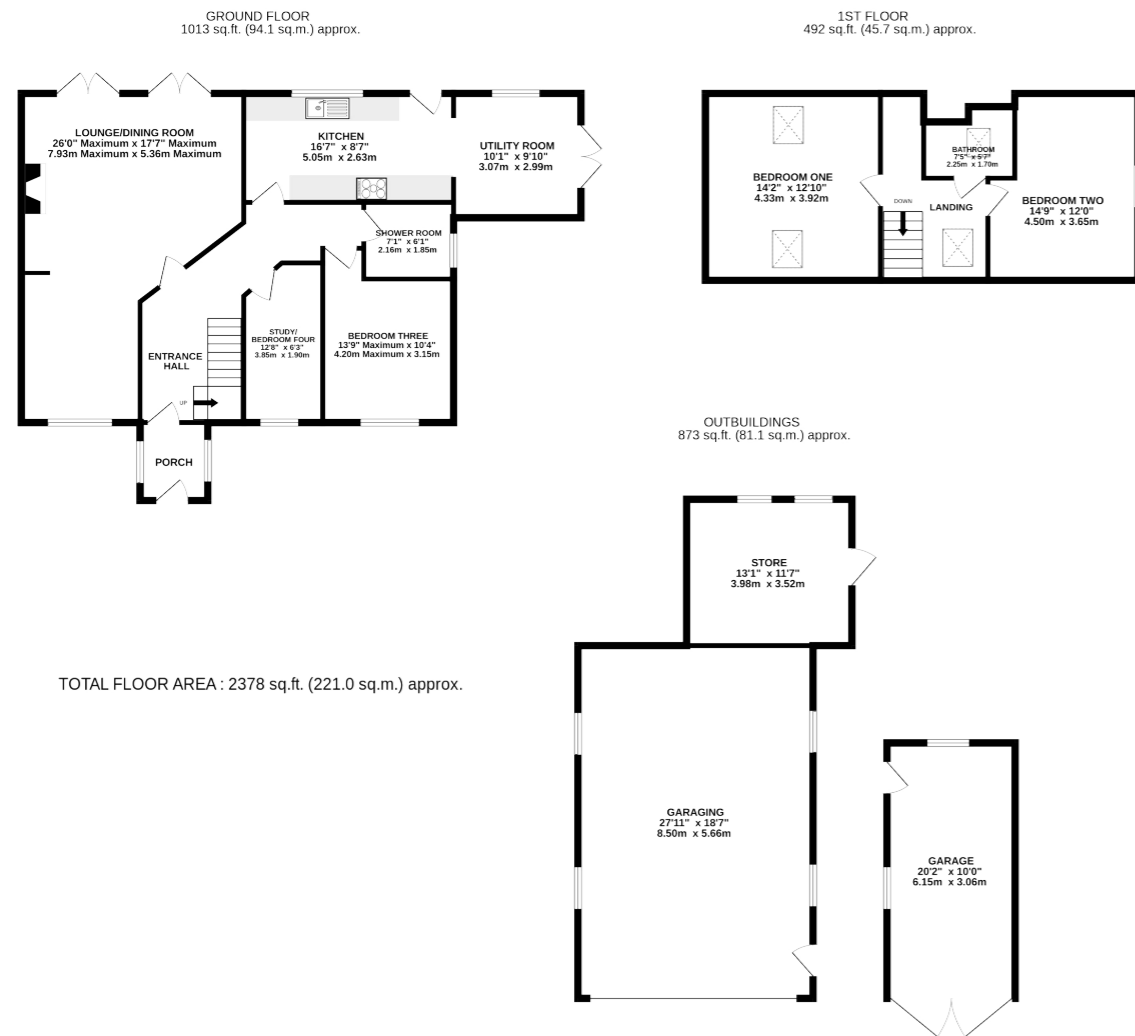












what3words: [winded.celebrate.stooping](https://www.what3words.com/winded.celebrate.stooping)

TENURE

Freehold. Subject to verification by Vendor's Solicitor.

SERVICES (NOT TESTED)

We believe that mains water, electricity, LPG central heating and private drainage are connected.

LOCAL AUTHORITY

Cheshire East Council. Council Tax – Band D.

POSSESSION

Vacant possession upon completion.

VIEWING

Viewing strictly by appointment through the Agents.

NOTICE: Hinchliffe Holmes for themselves and for the vendors or lessors of this property whose agents they are give notice that:

- (i) the particulars are set out as a general outline only for the guidance of intending purchasers or lessees, and do not constitute, nor constitute part of, an offer or contract;
- (ii) all descriptions, dimensions, references to condition and necessary permissions for use and occupation, and other details are given in good faith and are believed to be correct but any intending purchasers or tenants should not rely on them as statements or representations of fact but must satisfy themselves by inspection or otherwise as to the correctness of each of them;
- (iii) no person in the employment of Hinchliffe Holmes has any authority to make or give any representation or warranty whatever in relation to this property.
- (iv) Whilst every attempt has been made to ensure the accuracy of the floor plan contained here, measurements of doors, windows, rooms and any other items are approximate and no responsibility is taken for any error, omission, or mis-statement. This plan is for illustrative purposes only and should be used as such by any prospective purchaser. The services, systems and appliances shown have not been tested and no guarantee as to their operability or efficiency can be given.



Hinchliffe Holmes is an award winning independent family estate agency positioned in the heart of Cheshire with offices in Tarporley and Northwich.

The business was founded with a passion for providing properties that are accessible to clients at all stages of their working and family lives. Most importantly it provides an exciting approach

EXCLUSIVE LISTINGS

An Exclusive Listing is a home sale that is not listed on the open market and therefore it is sold off-market using more private and discrete methods.

Your home is one of a kind, the process of selling should be unique to you and your needs. Not all home sellers follow the traditional route when putting their home on the market. For some, an Exclusive Listing, can be the right method to sell their home.

LAND & NEW HOMES

The team at Hinchliffe Holmes offer experienced and professional advice for the purchase and sale of land, property development and the purchase of newly built and developed property.

to the property market meeting the personal needs of our clients.

Hinchliffe Holmes specialises in the sale of town and country properties, shaping its reputation on a bespoke level of quality advice, superb local knowledge and exceptional customer service, along with maximum exposure of all properties through our wide advertising and marketing ability.

MORTGAGES

The Hinchliffe Holmes team is committed to providing the best possible service and advice. Our team of skilled and caring advisors will guide you through the mortgage application, removing the stress and simplifying the whole process.

LETTINGS

With our bespoke and personal approach, Hinchliffe Holmes has a tailored range of services to suit your needs as a Landlord. Our expert team will showcase your property to thousands of potential tenants each month.

PROPERTY MANAGEMENT

With various service options to choose from, you can decide which package suits your requirements, and as an independent agent we can tailor-make each service for each landlord.

more than
30,000
viewings arranged

£600 MILLION
worth of property sold

on average
99.1%
of asking price achieved

OVER 7,000 OFFERS





**HINCHLIFFE
HOLMES**

INDEPENDENT ESTATE AGENTS

**SALES | LETTINGS | MORTGAGES
LAND & NEW HOMES | PROPERTY MANAGEMENT**

TARPORLEY OFFICE

56B High Street, Tarporley, Cheshire, CW6 0AG

01829 730 021 - tarporley@hinchliffeholmes.co.uk

NORTHWICH OFFICE

28 High Street, Northwich, Cheshire, CW9 5BJ

01606 330 303 - northwich@hinchliffeholmes.co.uk

www.hinchliffeholmes.co.uk